

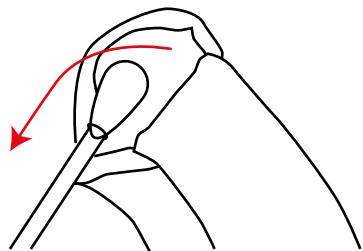
Queste istruzioni si riferiscono alla versione 2.8m. Le altre configurazioni presentano delle varianti ma il sistema di assemblaggio è il medesimo.

Disclaimer: We are continually improving and modifying our product range and reserve the right to vary the specifications without prior notice. All dimensions and weights quoted are approximate

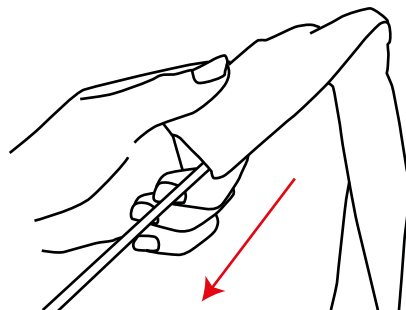
Assemblaggio

Fissaggio grafica

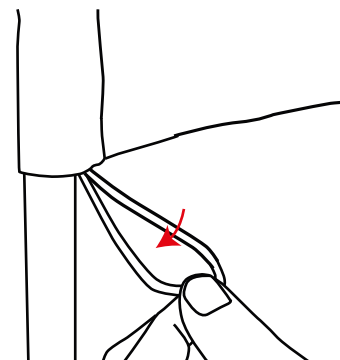
1



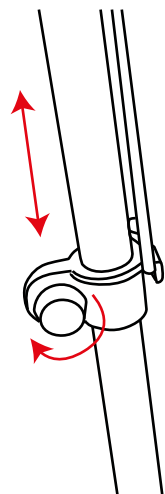
2



3



4



5

